

**TRI-COUNTY COMMUNICATIONS COOPERATIVE, INC.**  
**CONSOLIDATED BALANCE SHEETS**  
December 31, 2025 and 2024

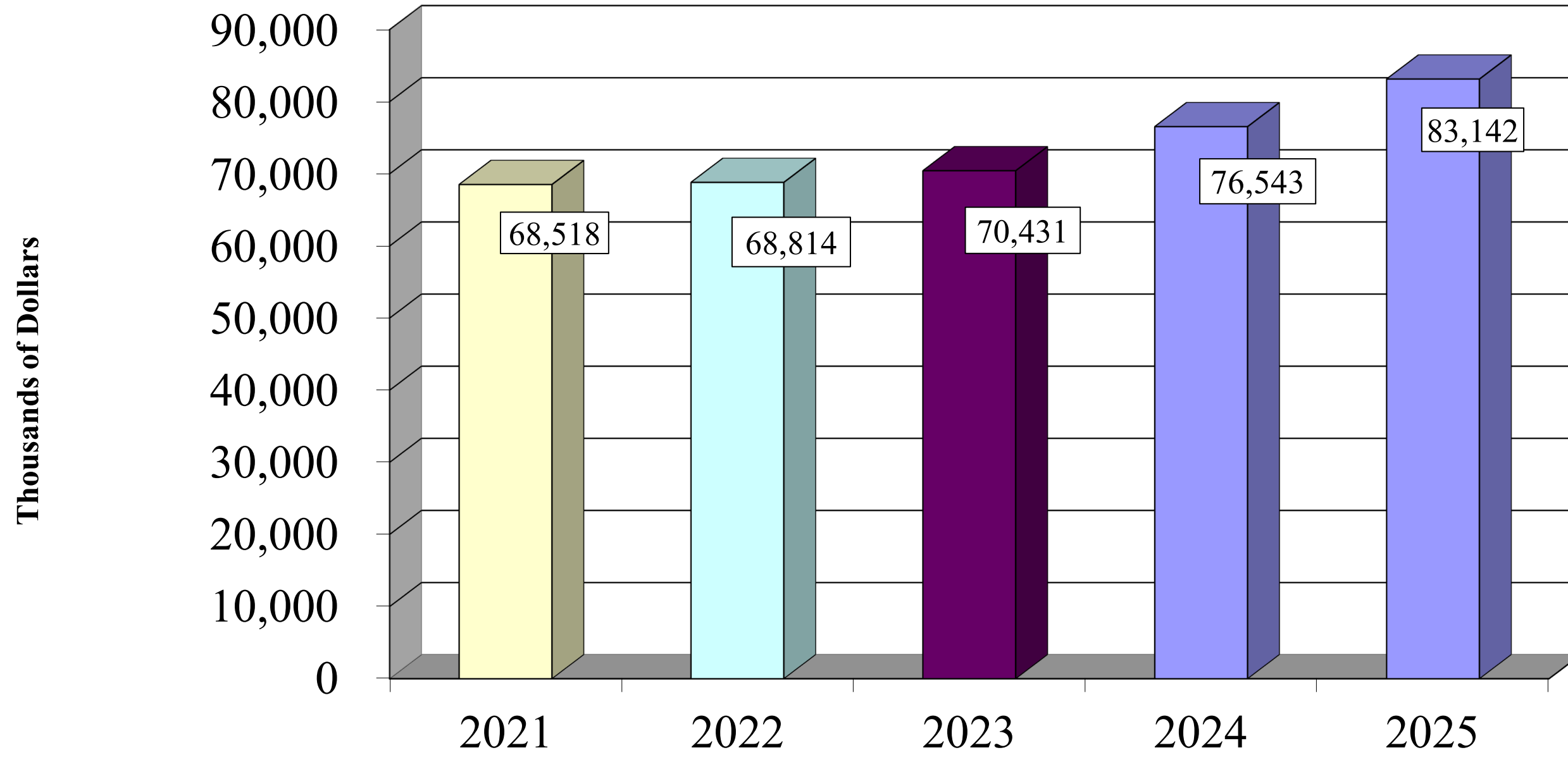
<b>ASSETS</b>	<b>2025</b>	<b>2024</b>
<b>CURRENT ASSETS</b>		
Cash and cash equivalents	\$6,751,036	\$5,671,270
Temporary investments	24,768,923	25,047,231
Accounts receivable	788,052	823,172
Prepaid income taxes	92,842	107,223
Materials and supplies	464,076	702,811
Prepayments	325,790	321,554
	33,190,719	32,673,261
<b>NONCURRENT ASSETS</b>		
Investments	3,650,132	5,505,613
Deferred income taxes	440,279	241,896
Prepayments	668,469	760,598
Right of Use Asset	108,257	127,363
	4,867,137	6,635,470
<b>PROPERTY, PLANT AND EQUIPMENT</b>		
Property, plant and equipment	83,125,637	76,437,899
Less accumulated depreciation	49,327,241	47,943,607
	33,798,396	28,494,292
Plant under construction	16,585	105,261
	33,814,981	28,599,553
<b>TOTAL ASSETS</b>	<b>\$71,872,837</b>	<b>\$67,908,284</b>
<b>LIABILITIES AND MEMBERS' EQUITY</b>		
<b>CURRENT LIABILITIES</b>		
Accounts payable	630,090	1,343,842
Other	427,470	436,701
Deferred revenue	439,208	354,924
	1,496,768	2,135,467
<b>LONG-TERM DEBT, LESS CURRENT PORTION</b>	<b>0</b>	<b>0</b>
<b>OTHER NONCURRENT LIABILITIES AND DEFERRED CREDITS</b>		
Deferred revenue	4,719,000	4,200,355
Lease liability	108,257	127,363
Other	222,336	263,807
	5,049,593	4,591,525
<b>MEMBERS' EQUITY</b>		
Patronage capital	23,493,975	21,489,577
Accumulated other comprehensive loss	(3,451)	(22,791)
Retained earnings	41,835,952	39,714,506
	65,326,476	61,181,292
<b>TOTAL LIABILITIES AND MEMBERS' EQUITY</b>	<b>\$71,872,837</b>	<b>\$67,908,284</b>

**TRI-COUNTY COMMUNICATIONS COOPERATIVE, INC.**  
**CONSOLIDATED STATEMENTS OF OPERATIONS**  
**December 31, 2025 and 2024**

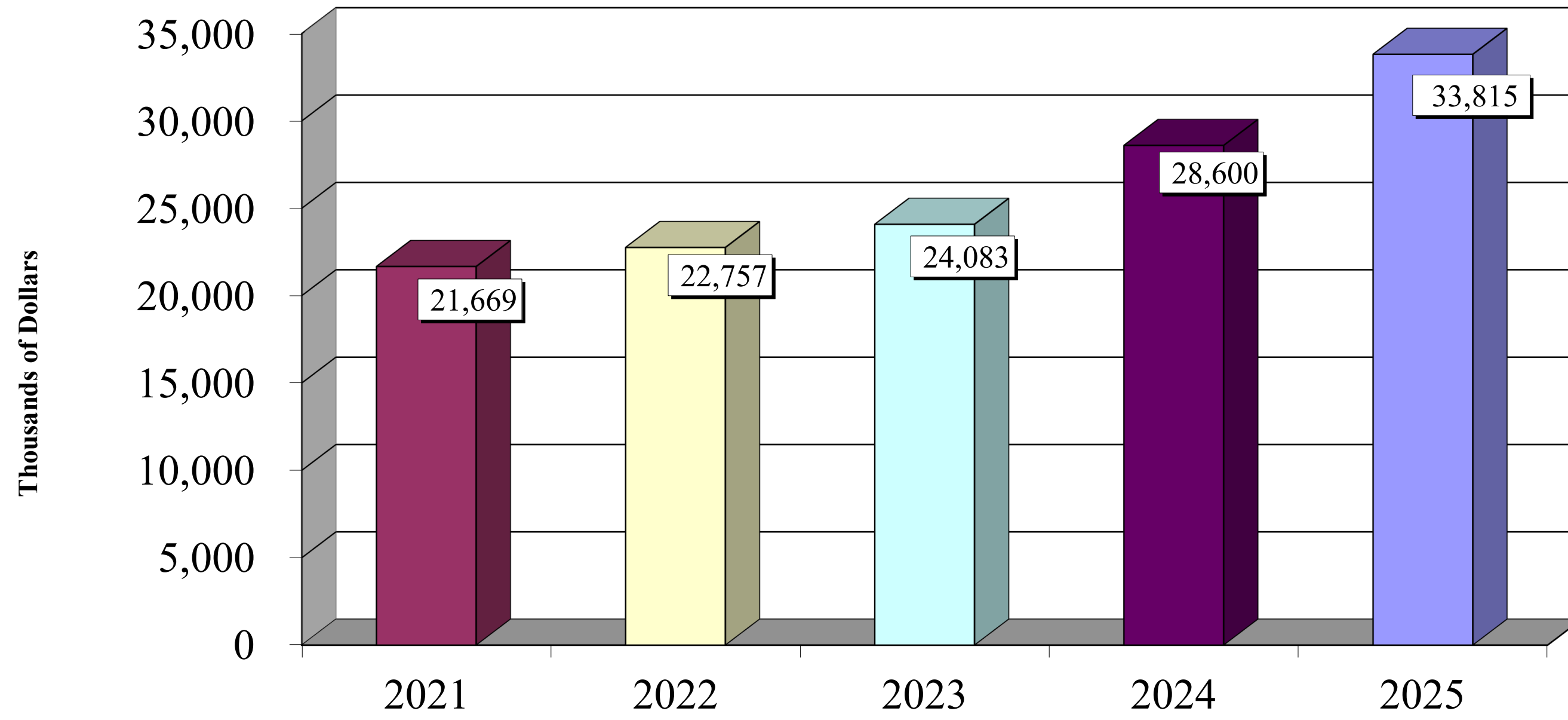
	<u>2025</u>	<u>2024</u>
OPERATING REVENUES		
Local communication services	\$14,058,406	\$13,926,455
Network access services	3,499,561	3,536,054
Other nonregulated services	119,518	130,038
Miscellaneous services	1,336,019	1,269,993
	<u>19,013,504</u>	<u>18,862,540</u>
OPERATING EXPENSES		
Plant specific operations	5,105,766	4,780,532
Plant nonspecific operations	1,172,624	1,143,138
Cost of video programming	3,942,054	4,089,211
Depreciation	3,047,866	3,148,981
Customer operations	832,819	846,882
Corporate operations	2,292,557	2,325,114
General taxes	45,925	219,671
	<u>16,439,611</u>	<u>16,553,529</u>
OPERATING MARGINS	<u>2,573,893</u>	<u>2,309,011</u>
OTHER INCOME (EXPENSE)		
Investment income	1,454,937	1,539,195
Cellular partnership distribution	1,928,570	2,028,569
Equity income in LLC investments	61,223	62,712
Unrealized gain on sale of marketable securities	31,366	40,837
Other, net	19,011	(40,546)
	<u>3,495,107</u>	<u>3,630,767</u>
MARGINS BEFORE INCOME TAXES	6,069,000	5,939,778
INCOME TAX EXPENSE	<u>907,594</u>	<u>831,865</u>
NET MARGINS	<u>\$5,161,406</u>	<u>\$5,107,913</u>

TRI-COUNTY COMMUNICATIONS COOPERATIVE, INC.  
STRUM, WISCONSIN

Gross Plant

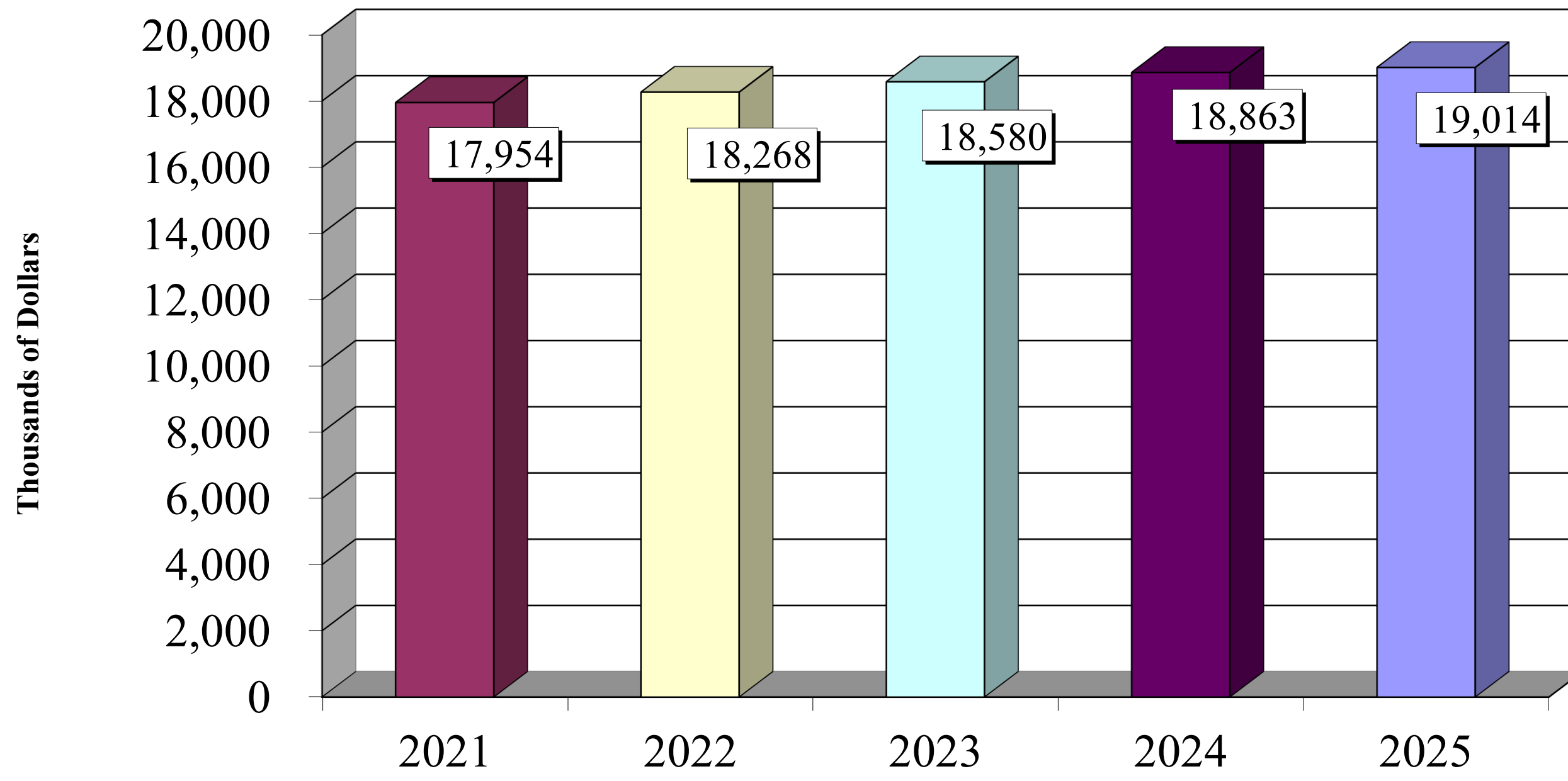


Net Plant

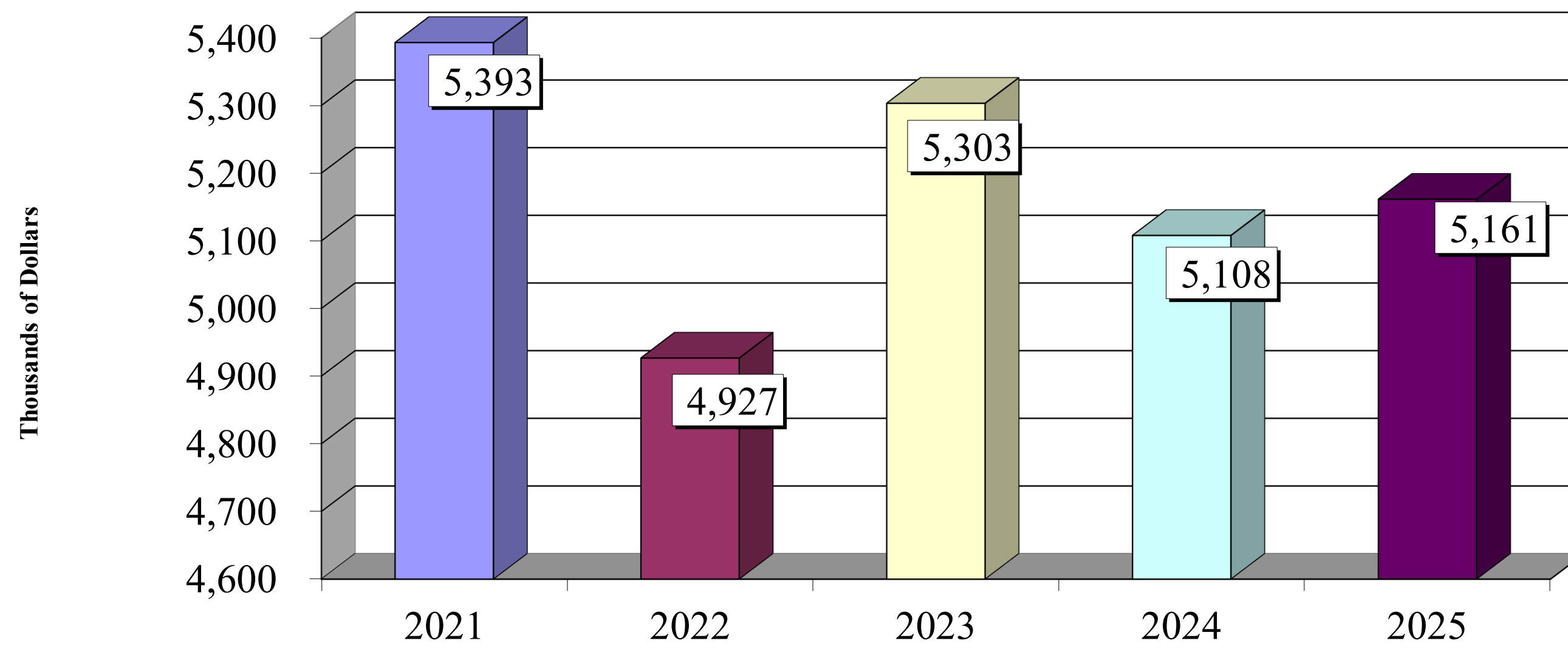


TRI-COUNTY COMMUNICATIONS COOPERATIVE, INC.  
STRUM, WISCONSIN

Operating Revenues



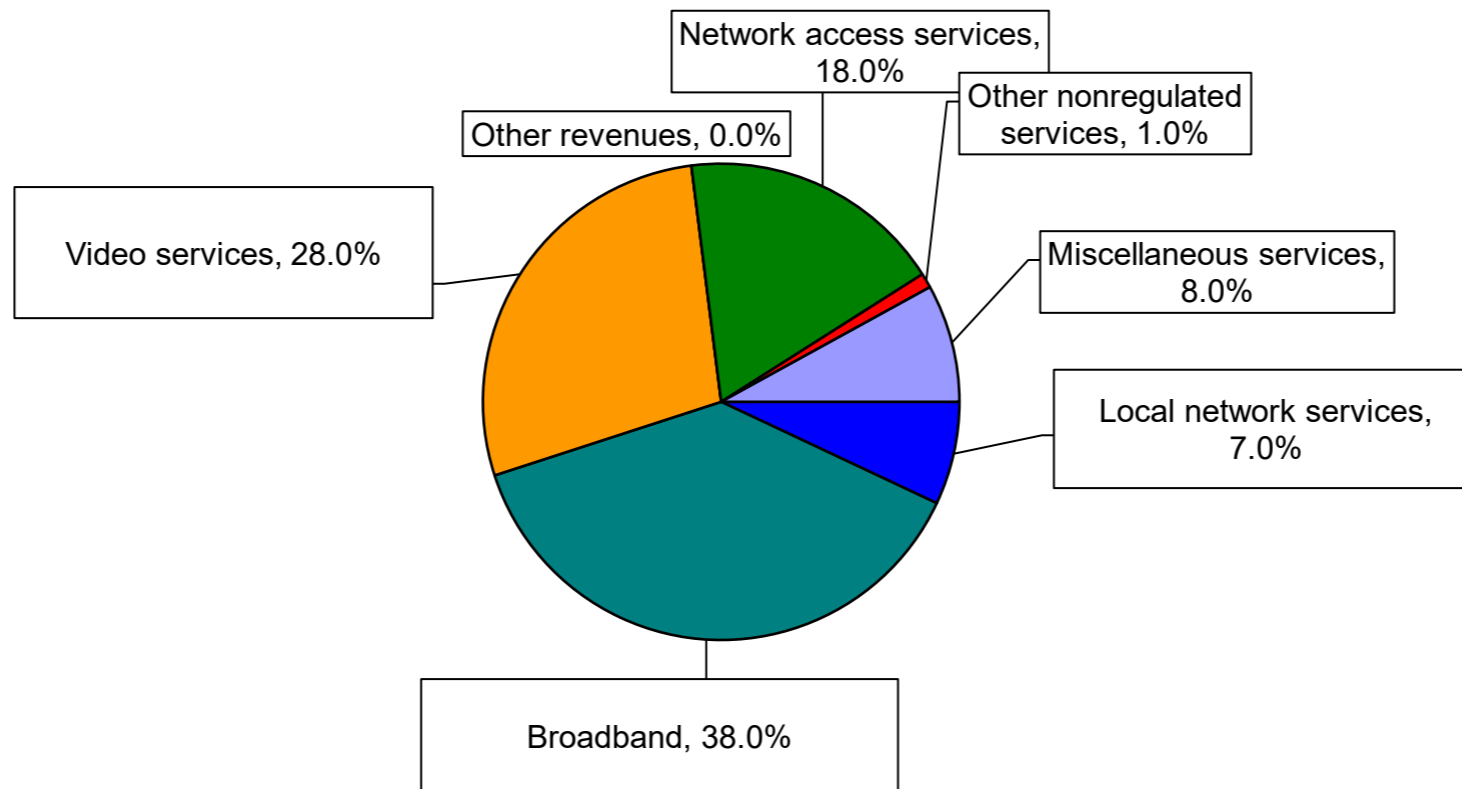
Net Margins



# TRI-COUNTY COMMUNICATIONS COOPERATIVE, INC. STRUM, WISCONSIN

Year Ended December 31, 2025

## Operating Revenues



## Operating Expenses

